

P5 Parents' Briefing

24 Jan 2024



Overview of Briefing

- Our Focus
- Communication with School
- P5 Level Highlights
- Subject-Based Banding at Primary 5
- PSLE Scoring
- DSA for Secondary Schools
- Supporting your Child

Our Focus

**Igniting the Joy of
Learning through holistic
education**

**Secure Individual
Confidence**

Cohesion


Significant Citizen

Cope-ability

Leader of Self-Worth

**Care-
nectedness**

Creativity



Hallmark of Our Springdalite Graduates



Signature Programmes



Applied Learning
Programme (**ALP**)

**Critical &
Inventive
Thinking**



Learning for Life
Programme (**LLP**)

**Student
Leadership**



Character Development
Programme (**CDP**)

**Character
Development**

Communication **with School**

Communication Platforms

- Student Handbook
- Parents Outreach (newsletter)
- Letters to Parents
- **Parents Gateway**

Get in touch with:

- FTs and subject teachers
- School Counsellor/AEDs/SWO
- **Year Head**

Meeting with Parents

Parents' Briefing

- **Term 1 Week 4 (24 January 2024)**

Parent Child Teacher Conference (*Hybrid*)

- **Term 1 Week 10 (8 March 24)**

Parent Teacher Conference (PTC)

- **Term 3 Week 10 (27 Aug 24)**

P5

Level Highlights

P5 Programmes

Term 1	Visit by Overseas School 27 Feb 24
Term 2	Overseas Internationalization Programme (for selected students) 4D3N Trip to Penang, Malaysia 15 May – 18 May
Term 3	NE Show
Term 3	P5 Outdoor Adventure Camp (3D2N) 15 Aug -17 Aug
Term 4	P5 Post Exam Activity (Games Day & LJ)



P5 Camp



Date: 15 – 17 Aug 2024

**Venue: MOE Labrador
Outdoor Adventure Centre**

- A Residential Camp (3D2N)
- Team-building Games
- Low elements
- High elements (Subject to MOE approval)

*A briefing will be conducted nearer the date, with more specific details given to parents and students.

P5 Subject-based Banding (SBB)

Subject-Based Banding (SBB)

SBB is premised on ability-driven education:

- Student's **aptitude, motivation and performance** in each subject;
- Student's **ability to cope** with a particular subject combination; and
- Whether the subject combination focuses sufficiently on **literacy and numeracy** and facilitates the student's **articulation to secondary school and beyond**.

Subject-Based Banding (SBB)

Subject Combination (P5  P6)

- **Standard & Foundation Subjects**
- **School's decision at the end of P5**

Sharing About PSLE Matters



**How does the PSLE Scoring &
S1 Posting work?**

**How are students posted to
secondary schools?**

WHAT IS THE INTENT OF THE PSLE?



A useful checkpoint at the end of primary school

A fair way to determine secondary school posting



Over the years, we have been changing the education system to help our students discover and develop their strengths and interests, while moving away from an over-emphasis on academic results. Our PSLE Scoring changes reduce an over-emphasis on academic results by:

- 1** Reducing fine differentiation of students' examination results at a young age.
- 2** Recognising a student's level of achievement, regardless of how his/her peers have done.
- 3** Encouraging families to choose secondary schools holistically based on students' strengths, interests and abilities.

WHAT ARE ACHIEVEMENT LEVELS (AL)?

WHY ARE THE BANDS UNEVEN?

- Students with similar scores in each subject are grouped into scoring bands measured in 8 ALs.
- AL bands and mark ranges are set based on the learning objectives of the curriculum, and mirror the way we learn.

When we learn something new, after some initial practice, we often find ourselves improving significantly.

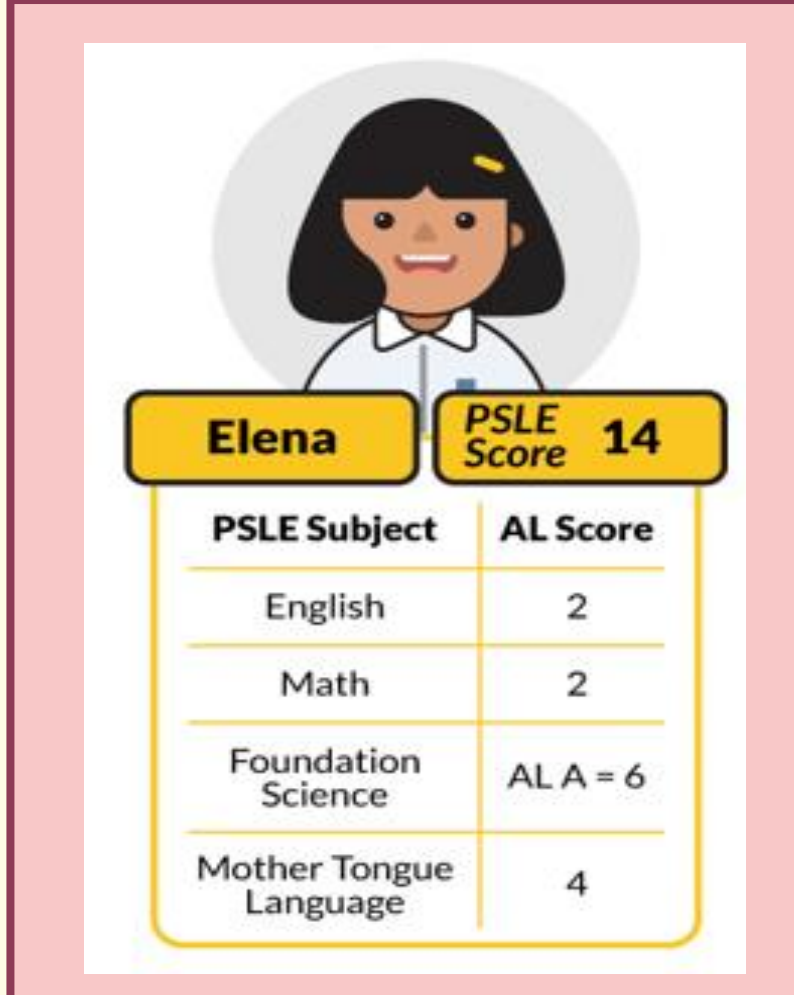
As we get better, the improvements become small steps, and finally, as we reach a high level, we inch just a little further, even after much learning and practice.

The ALs were designed to reflect this reality of learning. They help educators, students, and parents know how ready students are to access the curriculum at the next level.

AL	RAW MARK RANGE
1	≥ 90
2	85 – 89
3	80 – 84
4	75 – 79
5	65 – 74
6	45 – 64
7	20 – 44
8	< 20

HOW DOES THE PSLE SCORING SYSTEM WORK?

- The overall PSLE Score is made up of 4 subject Achievement Levels (ALs).
- The PSLE Score can range from 4 to 32, with 4 being the best.



Elena PSLE Score **14**

PSLE Subject	AL Score
English	2
Math	2
Foundation Science	AL A = 6
Mother Tongue Language	4

GRADING OF FOUNDATION SUBJECT GRADES

- Foundation subject grades are graded in scoring bands from **AL A to C**.
- To derive a student's overall PSLE Score for S1 Posting, AL A to AL C for Foundation level subjects are **mapped to AL 6 to AL 8 of Standard level subjects respectively**.
- This mapping is based on the learning and assessment load of the subjects, and informs students of how ready they are for the curriculum in secondary school.

FOUNDATION LEVEL AL	FOUNDATION RAW MARK RANGE	EQUIVALENT STANDARD LEVEL AL
A	75 – 100	6
B	30 – 74	7
C	< 30	8

ELIGIBILITY CRITERIA FOR HIGHER MOTHER TONGUE LANGUAGE (HMTL)

- The eligibility criteria for taking HMTL ensures that students can cope with the higher academic load.

ELIGIBILITY CRITERIA FOR HMTL

- (i) An overall PSLE Score of 8 or better**
- or**
- (ii) An overall PSLE Score of 9 to 14 (inclusive); and attain**
 - **AL 1 / AL 2 in MTL or**
 - **Distinction / Merit in HMTL**

- For students who do not meet the above criteria, secondary schools will have the flexibility to offer HMTL to students if they are assessed to have high ability and interest in MTL, and are able to cope with the learning load required.

HOW DOES THE S1 POSTING WORK?

- Your child has **six choices** in selecting their secondary schools.
- Your child will be posted to a secondary school based on **academic merit, i.e., PSLE Score,** and their **choice order of schools.**
- If two or more students with the same PSLE Score vie for the last remaining place(s) in a school, the following tie-breakers are used in the following order:
 1. **CITIZENSHIP**
 2. **CHOICE ORDER OF SCHOOLS**
 3. **COMPUTERISED BALLOTING**
- The tie-breaker based on school choice order recognises the different considerations that families have in making school choices.








Tie-breakers

in the new S1 Posting System

Tie-breakers are used only if there are two or more students with the same PSLE Score vying for the last available place(s) in a school.

Here's a simplified example.

5 students are vying for the last places in the schools of their choice.

Jane Singapore Citizen 16 pts	SCHOOL CHOICES: 1) Sch A 2) Sch ... 3) Sch ... 4) Sch ...	
Bryan Singapore Citizen 20 pts	SCHOOL CHOICES: 1) Sch B 2) Sch ... 3) Sch ... 4) Sch ...	
Mary Singapore Citizen 20 pts	SCHOOL CHOICES: 1) Sch A 2) Sch B 3) Sch C 4) Sch ...	
Alan Permanent Resident 20 pts	SCHOOL CHOICES: 1) Sch A 2) Sch B 3) Sch D 4) Sch ...	
Rina Permanent Resident 20 pts	SCHOOL CHOICES: 1) Sch A 2) Sch B 3) Sch D 4) Sch E	



Students with better scores will be posted first

Jane has a better PSLE score. She will be posted first, to **School A**.



Tie-breaker #1: Citizenship

Bryan and Mary are Singapore Citizens. They will have priority to enter **School B**.



Bryan, Mary, Alan and Rina have the same score.

As Jane has taken the last available place in School A, Bryan, Mary, Alan and Rina will vie for the last available place in their next choice, **School B**.



Alan and Rina will be tie-broken out as they are Permanent Residents. They will be considered for their next choice, **School D**.



Tie-breaker #2: Choice order of schools

Because Bryan ranked School B higher than Mary, he will be posted to **School B**.



Since Bryan has taken the last place in School B, Mary will be posted to **School C**.



Alan and Rina have both ranked School D as their third choice. They will go through computerised balloting to vie for the last remaining place in **School D**.



Tie-breaker #3: Computerised balloting

Through computerised balloting, Alan is posted to **School D**.









Since Alan has taken the last place in School D, Rina will be posted to her fourth choice, **School E**.



HCL POSTING ADVANTAGE TO SAP SCHOOLS

Students who obtained a Distinction/Merit/Pass for HCL at the PSLE and an overall PSLE Score of 14 or better will receive a posting advantage when applying to SAP schools.

Students will be considered for admission to SAP schools in the following order:

1st		7	NO HCL	Students with better PSLE Scores will be posted first, even if they did not take HCL
2nd		8	DISTINCTION	
3rd		8	MERIT	Amongst students with the same PSLE Score, those with better HCL grades will be posted first
4th		8	PASS	
5th		8	NO HCL	
6th		9	DISTINCTION	

- Students' HCL results are denoted as 'D' (Distinction), 'M' (Merit) or 'P' (Pass).
- Students who obtain (i) a Distinction / Merit / Pass in HCL and (ii) a PSLE Score of 14 or better are eligible for posting advantage to SAP schools.
- Students are ranked taking into account their performance in HCL.
- This posting advantage applies before the tie-breakers for S1 Posting.

Understanding Full Subject-Based Banding (Full SBB)



What is Full SBB?

WHAT IS FULL SBB?

- Full SBB will be implemented in secondary schools from 2024, and aims for students to:



Have greater ownership of their learning according to their strengths, interests, abilities, talents and learning needs.



Develop a growth mindset and an intrinsic motivation to learn for life.



Have more opportunities to interact with friends of different strengths, interests, abilities and talents.



Have more options for post-sec pathways, while ensuring they have strong fundamentals and can thrive in their chosen pathway.

FULL SUBJECT-BASED BANDING (FULL SBB)



2020

- Full SBB pilot commenced in 28 secondary schools.
- The initial feedback from pilot schools has been positive.



2022-2023

- Around 90 schools have implemented aspects of Full SBB by 2023.



2024

- Remaining schools that admit students from 3 streams will be implementing Full SBB.
- Express, N(A) and N(T) streams will be removed for the 2024 S1 cohort onwards.
- Students will be grouped in mixed form classes in lower secondary.



2027

- From 2027, students will sit for the Singapore-Cambridge Secondary Education Certificate (SEC) examinations, instead of the GCE N- and O- Level examinations.
- Students will receive an SEC which reflects the subjects and subject levels that they offered.

FULL SUBJECT-BASED BANDING (FULL SBB)

Secondary school experience under Full SBB

- **Mixed form classes** and **common curriculum subjects** at **Lower Secondary**.
- **Subjects to be offered at G1, G2 or G3**, mapped from the standards of the N(T), N(A) and Express subject levels respectively.
- **Greater flexibility** to customise students' learning by offering subjects at various subject levels.
- **Shift away from stream-based subject offerings.**

After PSLE

Start of Sec

End of Sec

Post Sec

From 2023:
Entry to S1
through 1 of 3
Posting Groups

From 2027:
Singapore-Cambridge
Secondary Education
Certificate (SEC)
examination

Updated post-
secondary admission
criteria

FULL SBB: S1 POSTING

Three Posting Groups to ensure schools are accessible to diverse learners

From the 2024 S1 cohort, MOE will facilitate the admission of P6 students into S1 through 3 Posting Groups: **Posting Group 1, 2 and 3.**

Objective: Ensures that schools continue to admit a **diverse profile of students** and students have **access to a wide range of schools.**

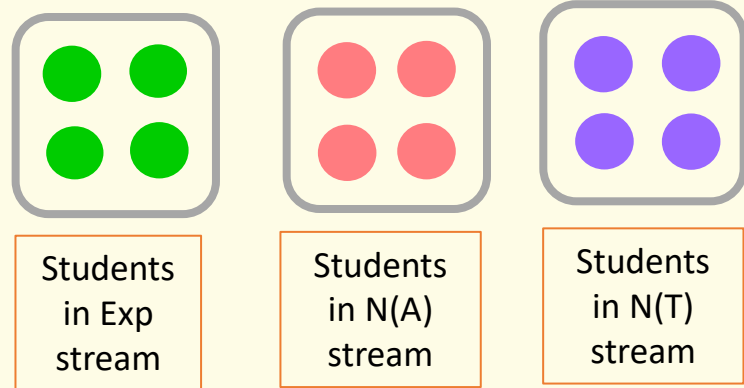
Unlike the academic streams of Express, N(A) and N(T), Posting Groups will only be used for the purposes of facilitating entry into secondary school and to guide the subject levels students offer at the start of S1.

- Posting Groups assigned based on PSLE Scores, mapped from existing PSLE Score ranges for Express, N(A) and N(T) streams.
- PSLE Scores provide a good gauge of the subject levels that students can offer at the beginning of S1.


PSLE Score	Posting Group	Subject level for most subjects
4 – 20	3	G3
21 and 22	2 or 3	G2 or G3
23 and 24	2	G2
25	1 or 2	G1 or G2
26 – 30 <i>(with AL 7 in EL and MA)</i>	1	G1

FULL SBB: MIXED FORM CLASSES IN LOWER SECONDARY

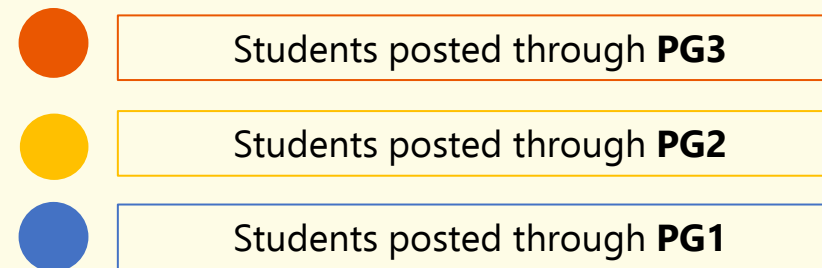
Form classes arranged by academic stream in schools yet to implement Full SBB



With Full SBB:
Mixed form classes



- Under Full SBB, students will be placed in mixed form classes in Lower Secondary to ensure a **mix of learner profiles**.
 - Provides students with **more opportunities** to interact with other students of different strengths and interests.
 - Enables students to **build meaningful friendships and learn to value different perspectives**.



FULL SBB: COMMON CURRICULUM

Common Curriculum Subjects taken in mixed form classes (~1/3 curriculum time)

Examinable Subjects:

- Art
- Design & Technology (D&T)
- Food & Consumer Education (FCE)

Non-examinable Subjects:

- Character & Citizenship Education (CCE)
- Music
- Physical Education (PE)

- The six common curriculum subjects would each have a single syllabus for all students at Lower Secondary levels.
 - These subjects will be taught and assessed at a common level that is accessible to all students.
 - Teachers will adopt a range of approaches to cater to the different learning needs of their students.
- For other subjects, students attend classes with others taking the subject at the same subject level.

OFFERING SUBJECTS AT A MORE DEMANDING LEVEL AT THE START OF SEC 1

- Students posted to schools through PG1 and PG2 can offer **English Language, Mother Tongue Languages, Mathematics and Science** at a more demanding level based on their PSLE AL for each subject.

FOR STUDENTS POSTED TO SCHOOLS THROUGH PG1 AND PG2			
SUBJECT	PSLE SUBJECT LEVEL	PSLE AL FOR SPECIFIC SUBJECT	OPTION TO TAKE THE S1 SUBJECT AT :
<ul style="list-style-type: none"> • English Language • Mother Tongue Language • Mathematics • Science 	Standard	AL 5 or better	G3 or G2
		AL 6	G2
	Foundation	AL A	G2

OFFERING SUBJECTS AT A LESS DEMANDING LEVEL AT THE START OF S1

- For students who offered **English Language, Mathematics and/or Science** at Foundation level at PSLE, but are otherwise eligible to take most of their subjects at G3 when entering secondary school, they may choose to take these subjects at a less demanding level (LDL; i.e., G2), in consultation with their secondary schools.
- Students have the option to offer **Mother Tongue Languages (MTL)** at LDL based on their PSLE Achievement Level (AL) for the subject:

POSTING GROUP (PG)	PSLE AL FOR MTL [^]	OPTION TO OFFER MTL AT A LESS DEMANDING LEVEL
PG3	AL 6	G2
	AL 7-8	G1 or G2
PG2	AL 7-8	G1

[^] Foundation level AL A to AL C will be mapped to AL 6 to AL 8 of Standard level subjects respectively.

- Students who are eligible to offer MTL at LDL can still choose to offer MTL at-level if they prefer.

SUBJECT LEVEL FLEXIBILITY BEYOND THE START OF S1

- Beyond the start of Sec 1, students may **adjust their subject levels across their secondary school journey**.
 - Students may offer subjects, including English Language, Mother Tongue Languages, Mathematics, Science and Humanities subjects at a **more demanding level** if they meet the criteria and based on the school's holistic considerations.
 - Students who are not coping well may **offer subjects at a less demanding level**, based on their school-based performance and school's holistic considerations, to calibrate their curricular load.
 - In upper secondary, students may offer elective subjects (for example, Additional Mathematics, Art, Design & Technology) at a subject level suited to their strengths, interests and post-secondary aspirations, to **allow them to pursue their interests without adding unduly to their overall curriculum load**.
- Schools will consider **students' learning progress and developmental needs** when helping them determine their subject choices.

Choosing Suitable Secondary Schools


Factors to Consider



Preparing for S1 Posting Exercise



PSLE SCORE RANGES FOR ALL SECONDARY SCHOOLS

- Use the PSLE Score ranges as a reference alongside other important factors, such as the school's distinctive programmes, Co-Curricular Activities (CCA), culture, ethos, and proximity to home when shortlisting school choices that would best fit a student's educational needs.
- The PSLE Score ranges for individual secondary schools will be available for your reference on <https://moe.gov.sg/schoolfinder> and <https://go.gov.sg/exploreschools>. They reflect the PSLE scores of the students posted into these schools at the previous year's S1 Posting Exercise.
- A school's PSLE Score range (including Cut-Off-Point) for a particular year is not pre-determined before the posting, and vary from year to year, depending on the cohort's PSLE results and their school choices in that year's S1 Posting Exercise.



SchoolFinder Tool	MySkillsFuture Student Portal (Primary)
 https://www.moe.gov.sg/schoolfinder	 https://go.gov.sg/exploreschools

HOW DO WE INTERPRET THE PSLE SCORE RANGES?

The PSLE Score range refers to the PSLE Score of the first and last student admitted to a particular school in the previous year via the S1 Posting Exercise. This shows the range of student profiles who enter each school.

Example

XX Secondary School

PSLE Score range of 20XX (previous year's S1 Posting Exercise)

Posting Group 3	15 – 20
Posting Group 2	21 – 24
Posting Group 1	25 – 28

PSLE Score of the first student posted into the school in the respective PG.

PSLE Score of the last student posted into the school in the respective PGs [i.e., the school's **Cut-Off Point (COP)**].

Note: Posting Groups will be assigned based on PSLE Scores, mapped from existing PSLE Score ranges for Express, N(A) and N(T) streams.

SCHOOL CHOICE JOURNEY

- The PSLE Score ranges are a **useful starting point** for parents and students to consider secondary schools.
- Use this information, together with other **important factors** such as the secondary schools' distinctive programmes, CCAs, ethos and cultures, to shortlist schools that would best fit the educational needs of the student.



TIPS FOR PARENTS!

Be open and flexible when discussing your child's preferences, needs and choices.

Manage your own expectations and do not project these expectations onto your child.

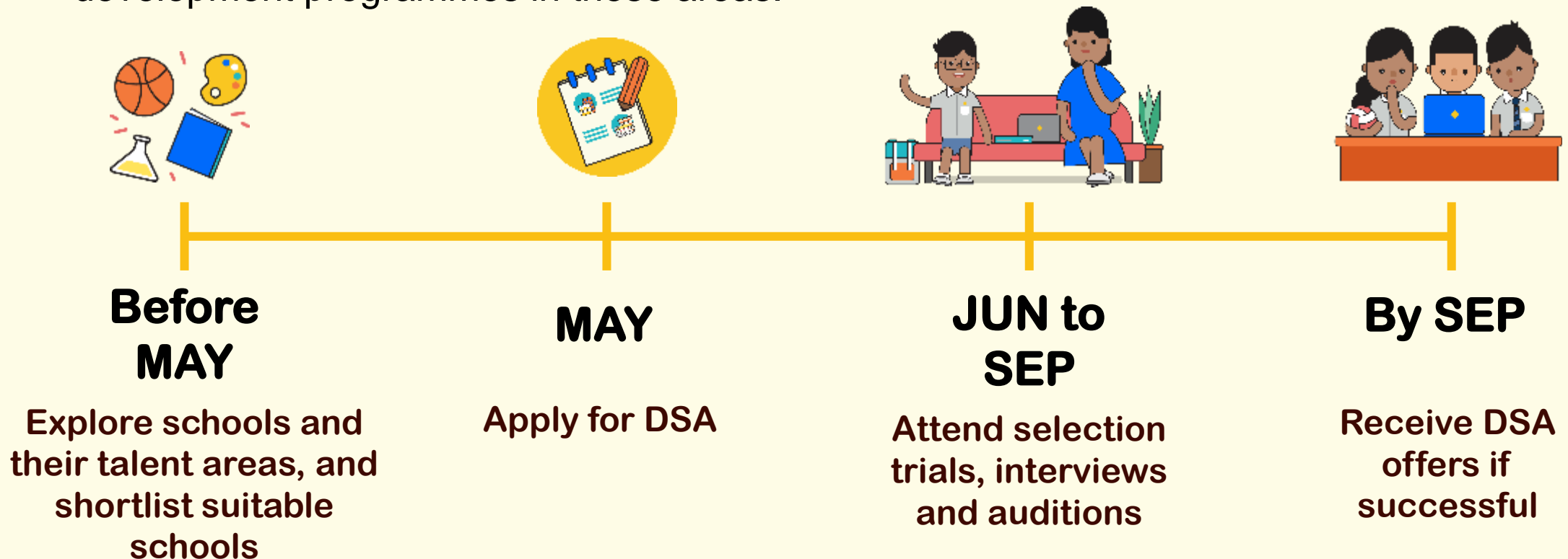


Have regular conversations with your child to understand more about his/her strengths, interests, abilities, talents and aspirations.

Affirm your child and offer support when he/she shares his/her plans with you.

ENTERING SCHOOLS THROUGH DSA-SEC

- There is no change to the application and selection process with the shift to Full SBB.
- If your child has specific talents and strengths beyond the PSLE (e.g. areas such as sports, performing arts and leadership), consider the **Direct School Admission-Secondary (DSA-Sec)** as an alternative admission pathway to access secondary schools that have talent development programmes in these areas.



Useful resources

Quick tips on shortlisting secondary schools

A SECONDARY SCHOOL THAT'S SUITABLE FOR YOUR CHILD
Help them match the school to their strengths and interests.

ASK:
What are their strengths, interests, and abilities?
- What kind of courses, programmes and opportunities will develop these?
- Is the pace of learning suitable for them?

CONSIDER:
- School Culture
- Courses
- Programmes, Subjects and CCAs Offered
- Location and Transport
- If your child has Special Educational Needs
Select schools with specialised facilities or resources.

SUBMIT:
- School Options
Go that your child is more likely to get into a school of choice.
- Schools with Different Cut-Off Points
Consider all local O-B schools where your child's PSLE Score is better than the school's Cut-Off Point.
MOE's SchoolFinder
Check out schools based on subjects offered, Co-Curricular Activities, location and contact information.


YOUR RANK OF SCHOOL CHOICES
The higher you rank your choices on the list, the better your chance of getting into that school.
Do note that schools' PSLE Score ranges can vary from year to year, since they depend on each school's performance and intake patterns.

REFER TO:
MOE's SchoolFinder
Check out schools based on subjects offered, Co-Curricular Activities, location and contact information.

Tools to use to explore secondary schools

SCHOOL FINDER

*My*SKILLS*future*



How-to-Guides to equip parents on how to use the tools

How to Use SchoolFinder
Ministry of Education SINGAPORE

<https://go.gov.sg/school-finder>




Useful resources

Transition Materials



Resilience Boosters



FIND OUT MORE ON THE PSLE-FSBB MICROSITE



<https://go.gov.sg/pslefsbb>



EXPLORE YOUR FULL SBB PATH



<https://go.gov.sg/my-fsbb-path>

OTHER RESOURCES

SchoolFinder Tool

SCHOOL FINDER



<https://go.gov.sg/secschoolfinder>

“Welcome to Secondary School” video



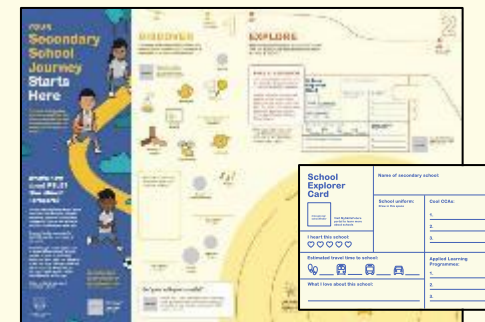
<https://go.gov.sg/welcome-to-secondary-school>

Secondary School Education Booklet



<https://go.gov.sg/psle-sec-sch-brochure>

Student Journey Map and School Explorer Card



<https://go.gov.sg/psle-student-journey>

OTHER RESOURCES

ECG Tips For Parents



<https://go.gov.sg/tips-for-parents>

MySkillsFuture Student Portal (Primary)



<https://go.gov.sg/mysfpri>

ECG What's Next



<https://go.gov.sg/whats-next-psle>

Supporting your Child

Supporting Our Students' Social-Emotional Well-being

- Form Teacher Guidance Period
- Motivational/Values Talk by Key Personnel
- Chit-chat sessions by Form teachers
- Support from School Counsellor

Working with YOU

- **Update us on what is happening** to your child at home so that we can provide the necessary support
- We will do our best to **support your child academically and where possible emotionally** and would **appreciate your support and understanding**
- **Be consistent in our messaging**

Conclusion

- We intend to **work with and build up your child's capacity** over the years
- We **appreciate their active participation** during and **regular attendance** of lessons
- We **continue to strive to partner you in realising your child's potential**

Contact Info

Year Head (Upper Primary):

Mdm Abidah Bibi Marikar



Email

abidah_bibi_marikar@moe.edu.sg



Phone

6315 7600

P5 Level Manager:

Ms Ho Suk San



Email

ho_suk_san@moe.edu.sg



THANK YOU

